



Ravaglioli

COMPANY WITH
QUALITY SYSTEM
CERTIFIED BY DNV GL
= ISO 9001 =

SOLLEVATORI ELETTROIDRAULICI A FORBICE 

ELECTRO-HYDRAULIC SCISSOR LIFTS 

ELEKTROHYDRAULISCHE SCHERENHEBEBÜHNEN 

RAV

635

640

650

660

SERIES

From 3500 to 4200, 5000 and 6000 kg

rustehnika.ru

rustehnika.ru

rustehnika.ru



PLATFORMS

4600 x 615 mm

5500 x 650 mm

New



Sollevatori con pedane piane

Lifts with flat platforms

Hebebühnen mit flachen Fahrschienen

1

SERIE 635 / 3500 kg
SERIE 640 / 4200 kg

Sollevatori con pedane di grandi dimensioni e struttura portante studiata per la massima rigidità e stabilità in esercizio.

Lifts with large size platforms and sturdy structure assuring maximum rigidity and working stability.


Hebebühnen mit grossdimensionierten Fahrschienen und für hervorragende Steifigkeit und Betriebsstabilität konstruierte Tragstruktur.

SERIE 650 / 5000 kg
SERIE 660 / 6000 kg

La lunghezza delle pedane di 5,5 m garantisce il sollevamento ottimale di veicoli commerciali di notevoli dimensioni (es: furgoni a passo lungo)

Long platforms (5,5 m) ensure optimum lifting of light and medium commercial vehicles and long-wheelbase vans.

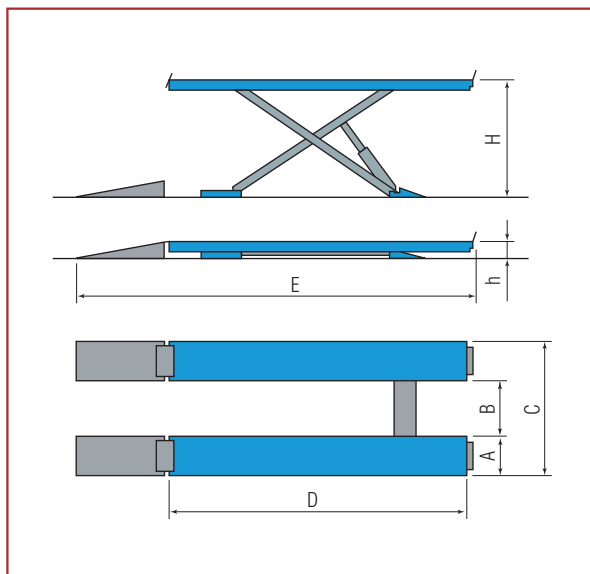
Die Länge der Fahrschienen beträgt 5,5 m und gewährleistet ein optimales Heben von Lieferfahrzeugen mit großen Abmessungen (z.B. Lieferwagen mit langem Achsstand).



rustehnika.ru

rustehnika.ru

rustehnika.ru



| | Portata Capacity Tragfähigkeit | Motore Motor Motor | A | B | C | D | E | h | H |
|-----------------|--------------------------------------|--------------------------|-----|-----|------|------|------|-----|------|
| | kg | kW | mm | mm | mm | mm | mm | mm | mm |
| RAV 635.1 | 3500 | 2,6 | 615 | 870 | 2100 | 4600 | 6110 | 265 | 1850 |
| RAV 635.1 I | | | | | | | x | | |
| RAV 635.1 SI | | 3,5 | | | | | 6130 | 295 | 1880 |
| RAV 635.1 ISI | | | | | | | x | | |
| RAV 640.1 | 4200 | 2,6 | 615 | 870 | 2100 | 4600 | 6110 | 265 | 1850 |
| RAV 640.1 I | | | | | | | x | | |
| RAV 640.1 SI | | 3,5 | | | | | 6130 | 295 | 1880 |
| RAV 640.1 ISI | | | | | | | x | | |
| RAV 650.1.55 | 5000 | 2,6 | 650 | 900 | 2200 | 5500 | 7015 | 265 | 1850 |
| RAV 650.1.55I | | | | | | | x | | |
| RAV 650.1.55SI | | 3,5 | | | | | 7015 | 295 | 1880 |
| RAV 650.1.55ISI | | | | | | | x | | |
| RAV 660.1.55 | 6000 | 2,6 | 650 | 900 | 2200 | 5500 | 7015 | 270 | 1850 |
| RAV 660.1.55I | | | | | | | x | | |
| RAV 660.1.55SI | | 3,5 | | | | | 7015 | 300 | 1880 |
| RAV 660.1.55ISI | | | | | | | x | | |

rustehnika.ru

rustehnika.ru

rustehnika.ru

Sollevatori per misurazione assetto ruote
Wheel alignment lifts
Hebebühnen für die Achsvermessung


2



Pedane per assetto totale, con sedi anteriori per piatti rotanti e piani oscillanti posteriori.

Platforms for total wheel alignment, with front turning plates locations and rear slip plates.

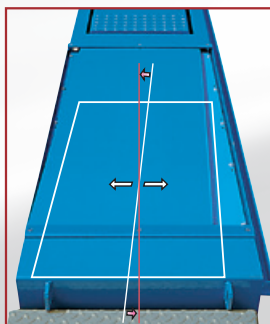
Fahrschienen für die gesamte Achsvermessung, vorne mit Sitzen für Drehteller und hinten mit Schiebletten.



Basi con dispositivi di livellamento per facilitare le operazioni di installazione.

Base plates with levelling system to ease installation

Grundrahmen mit Nivellier Vorrichtungen für ein einfacheres Aufstellen.



Piattaforme oscillanti con bloccaggio pneumatico in posizione centrata e movimenti di oscillazione angolare e trasversale in entrambe le direzioni.

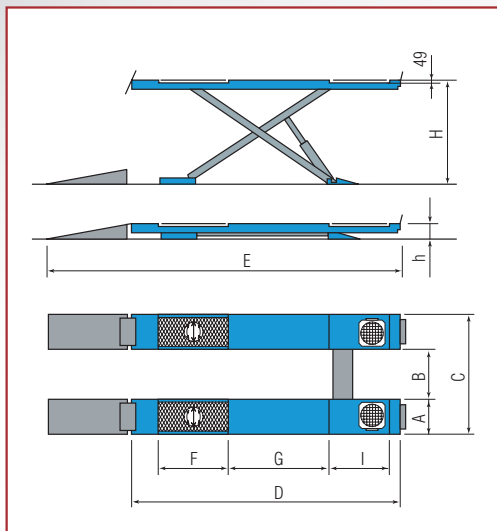
Rear slip plates with pneumatic locking in true position, angular and transversal movements in both directions.

Schiebletten mit pneumatischer Arretierung in zentrierter Position sowie Winkel- und Querverschiebung in beiden Richtungen.

rustehnika.ru

rustehnika.ru

rustehnika.ru

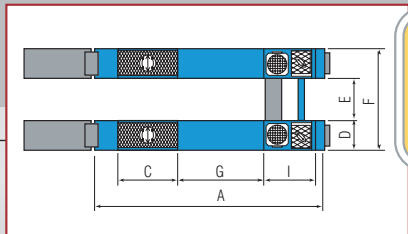


| | Portata Capacity Tragfähigkeit | Motore Motor Motor | A | B | C | D | E | F | G | I | h | H |
|-----------------|--------------------------------------|--------------------------|-----|-----|------|------|------|------|------|------|------|------|
| | kg | kW | mm | mm | mm | mm | mm | mm | mm | mm | mm | mm |
| RAV 635.2 | 3500 | 2,6 | 615 | 870 | 2100 | 4600 | 6110 | 1740 | 1764 | 825 | 265 | 1850 |
| RAV 635.2 I | | | | | | | x | | | | 2085 | |
| RAV 635.2 SI | | 3,5 | | | | | 6130 | | | | 295 | 1880 |
| RAV 635.2 ISI | | | | | | | x | | | | 2115 | |
| RAV 640.2 | 4200 | 2,6 | 615 | 870 | 2100 | 4600 | 6110 | 1740 | 1764 | 825 | 265 | 1850 |
| RAV 640.2 I | | | | | | | x | | | | 2085 | |
| RAV 640.2 SI | | 3,5 | | | | | 6130 | | | | 295 | 1880 |
| RAV 640.2 ISI | | | | | | | x | | | | 2115 | |
| RAV 650.2.55 | 5000 | 2,6 | 650 | 900 | 2200 | 5500 | 7015 | 1780 | 1745 | 1525 | 265 | 1850 |
| RAV 650.2.55I | | | | | | | x | | | | 2070 | |
| RAV 650.2.55SI | | 3,5 | | | | | 7015 | | | | 295 | 1880 |
| RAV 650.2.55ISI | | | | | | | x | | | | 2100 | |
| RAV 660.2.55 | 6000 | 2,6 | 650 | 900 | 2200 | 5500 | 7015 | 1780 | 1745 | 1525 | 270 | 1850 |
| RAV 660.2.55I | | | | | | | x | | | | 2070 | |
| RAV 660.2.55SI | | 3,5 | | | | | 7015 | | | | 300 | 1880 |
| RAV 660.2.55ISI | | | | | | | x | | | | 2100 | |

rustehnika.ru

rustehnika.ru

rustehnika.ru


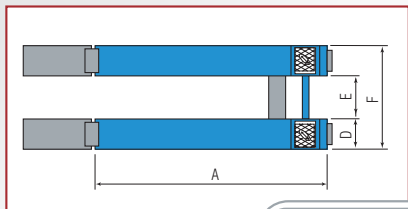


Sollevatori per allineamento con provagiochi
Alignment lifts with built in play detector
Achsmessbühnen mit Gelenkspieltestern

3 5



| | Portata Capacity Tragfähigkeit | A | B | C | D | E | F | G | I | h | H |
|------------------|--------------------------------------|------|------|------|-----|-----|------|------|------|-----|------|
| | kg | mm | mm | mm | mm | mm | mm | mm | mm | mm | mm |
| RAV 640.3.46 | 4200 | 4600 | 6110 | 1280 | 615 | 870 | 2100 | 1764 | 900 | 265 | 1850 |
| RAV 640.3.46 I | | | x | | | | | | | | 2085 |
| RAV 640.3.46 SI | | | 6130 | | | | | | | | 1880 |
| RAV 640.3.46 ISI | | | x | | | | | | | | 2115 |
| RAV 640.5.55 | 4200 | 5500 | 7015 | 1780 | 650 | 900 | 2200 | 1745 | 1525 | 265 | 1850 |
| RAV 640.5.55I | | | x | | | | | | | | 2070 |
| RAV 640.5.55SI | | | 7015 | | | | | | | | 1880 |
| RAV 640.5.55ISI | | | x | | | | | | | | 2100 |
| RAV 650.5.55 | 5000 | 5500 | 7015 | 1780 | 650 | 900 | 2200 | 1745 | 1525 | 265 | 1850 |
| RAV 650.5.55I | | | x | | | | | | | | 2070 |
| RAV 650.5.55SI | | | 7015 | | | | | | | | 1880 |
| RAV 650.5.55ISI | | | x | | | | | | | | 2100 |
| RAV 660.5.55 | 6000 | 5500 | 7015 | 1780 | 650 | 900 | 2200 | 1745 | 1525 | 270 | 1850 |
| RAV 660.5.55I | | | x | | | | | | | | 2070 |
| RAV 660.5.55SI | | | 7015 | | | | | | | | 1880 |
| RAV 660.5.55ISI | | | x | | | | | | | | 2100 |

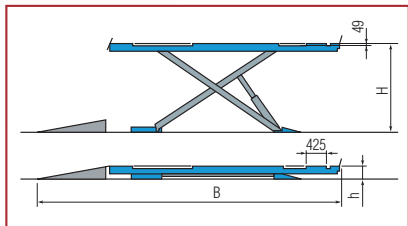


rustehnika.ru

4 6

Sollevatori con provagiochi
Lifts with built in play detector
Hebebühnen mit Gelenkspieltestern

| | Portata Capacity Tragfähigkeit | A | B | D | E | F | h | H |
|------------------|--------------------------------------|------|------|-----|-----|------|-----|------|
| | kg | mm | mm | | | | mm | mm |
| RAV 635.4 | 3500 | 4600 | 6110 | 615 | 870 | 2100 | 265 | 1850 |
| RAV 635.4 I | | | x | | | | | 2085 |
| RAV 635.4 SI | | | 6130 | | | | | 1880 |
| RAV 635.4 ISI | | | x | | | | | 2115 |
| RAV 640.4.46 | 4200 | 4600 | 6110 | 615 | 870 | 2100 | 265 | 1850 |
| RAV 640.4.46 I | | | x | | | | | 2085 |
| RAV 640.4.46 SI | | | 6130 | | | | | 1880 |
| RAV 640.4.46 ISI | | | x | | | | | 2115 |
| RAV 640.6.55 | 4200 | 5500 | 7015 | 650 | 900 | 2200 | 265 | 1850 |
| RAV 640.6.55I | | | x | | | | | 2070 |
| RAV 640.6.55SI | | | 7015 | | | | | 1880 |
| RAV 640.6.55ISI | | | x | | | | | 2100 |
| RAV 650.6.55 | 5000 | 5500 | 7015 | 650 | 900 | 2200 | 265 | 1850 |
| RAV 650.6.55I | | | x | | | | | 2070 |
| RAV 650.6.55SI | | | 7015 | | | | | 1880 |
| RAV 650.6.55ISI | | | x | | | | | 2100 |
| RAV 660.6.55 | 6000 | 5500 | 7015 | 650 | 900 | 2200 | 270 | 1850 |
| RAV 660.6.55I | | | x | | | | | 2070 |
| RAV 660.6.55SI | | | 7015 | | | | | 1880 |
| RAV 660.6.55ISI | | | x | | | | | 2100 |



Piastre con superficie bugnata per evitare lo slittamento piastra-ruota.


Plate with indented surface to prevent plate-wheel sliding.

Platten mit Bossenoberfläche um das Platte-Rad-Rutschen zu vermeiden.

RAV 635.4 } Provagiochi a 4 movimenti
 RAV 640.3 } 4 movement play detector
 RAV 640.4 } 4 Bewegungen Gelenkspieltester

RAV 650.5 } Provagiochi a 8+4 movimenti
 RAV 650.6 } 8+4 movement play detector
 8+4 Bewegungen Gelenkspieltester

Motore - Motor - Motor 2,6 kW





La soluzione ottimale per l'ambiente di lavoro razionale:

- minimi ingombri a sollevatore alzato
- pavimento completamente libero nella posizione tutto basso.

Assenza dei collegamenti meccanici tra le pedane (massima operatività nella zona di lavoro).

The best solution for a rational workshop:

- space saving when lift is raised
- obstacle free floor space when lift is fully lowered.

No cross rails or torsion bars between lifting platforms (for maximum accessibility in the working area).

Die optimale Lösung für den rationellen Arbeitsraum:

- minimale Ausmasse bei hochgefahrener Hebebühne
- vollständig freier Fussboden in der tiefsten Position.

Keine mechanischen Verbindungen zwischen den Fahrschienen (rundum frei).



rustehnika.ru

rustehnika.ru



Ponte omologato CE, comandi in bassa tensione.

CE approved lift with low voltage controls.

CE-geprüft, Niederspannungssteuerkreis.



rustehnika.ru

Dispositivo di segnalazione acustica nella parte terminale del movimento di discesa.

Audible alarm during the final lowering phase.

Akustikmelder im untersten Bereich der Absenkbewegung.

Perni di articolazione con boccole autolubrificanti non richiedenti manutenzione.


All pivot points made with self lubricating bushings for long life.

Gelenkbolzen mit selbstschmierenden Büchsen die keiner Wartung bedürfen.

Dispositivo di appoggio meccanico ad inserimento automatico e disinserimento pneumatico, a garanzia della massima sicurezza in fase di stazionamento.

Mechanical locking device with automatic engagement and pneumatic release, ensuring maximum safety when lift is in standing position.

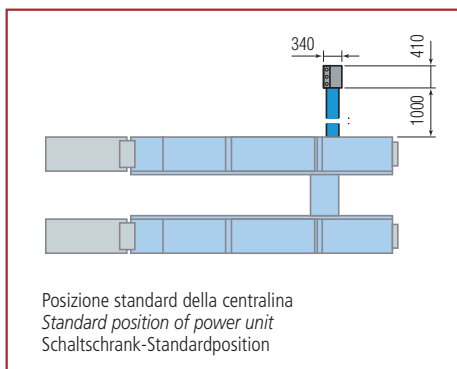
Mechanische Stützvorrichtung mit automatischer Einschaltung und pneumatischer Ausschaltung, um eine maximale Sicherheit im aufgehobenen Zustand zu garantieren.



Sincronizzazione idraulica dei movimenti delle pedane indipendentemente dalla ripartizione del carico, con dispositivo di autoregolazione brevettato.

Hydraulic levelling system by means of a patented synchronisation device assures constantly level lifting platforms regardless of weight distribution.

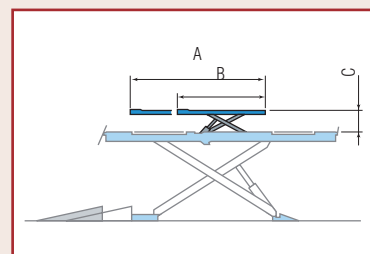
Hydraulische Gleichlaufregelung der beiden Fahrschienen, unabhängig von der Lastverteilung, mit patentierter Selbstausgleichsrichtung.



Versioni con sollevatore integrato
Versions with wheel free lift
Versionen mit integriertem Radfreiheber

Versioni SI
SI models
SI - Ausführungen

| | Portata SI SI capacity SI-Tragfähigkeit | A | B | C |
|----------------|---|------|------|-----|
| | kg | mm | mm | mm |
| SERIE 635 SI | 3500 | 2000 | 1390 | 500 |
| SERIE 640 SI | | | | |
| SERIE 640.55SI | 4000 | 2100 | 490 | |
| SERIE 650.55SI | | | | |
| SERIE 660.55SI | | | | |




Versioni incassate Recessed versions Unterflurausführungen

Tutti i sollevatori possono essere forniti anche in versione incassata.

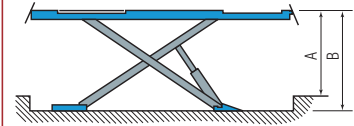
All can be supplied for recessed installation.

Alle Hebebühnen können auch in Unterflur-Version geliefert werden.



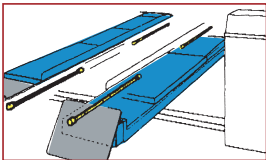
| | kg | A mm | B mm |
|---------------|------|---------|---------|
| SERIE 635 I | 3500 | 1805 | 2085 |
| SERIE 635 ISI | | | 2115 |
| SERIE 640 I | 4200 | | 2085 |
| SERIE 640 ISI | | | 2115 |
| SERIE 650 I | 5000 | | 2070 |
| SERIE 650 ISI | | | 2100 |
| SERIE 660 I | 6000 | 2070 | |
| SERIE 660 ISI | | 2100 | |

Versioni incassate
Recessed version
Unterflurausführungen



OPTIONS

Vedere documentazione specifica - See special technical specifications - Siehe spezifische Unterlagen.



VAR5650A7

Impianto di illuminazione
Lighting kit
Beleuchtung



S640A1

S650A1
S650LA2
S650LA3
Spessori di riempimento per sedi piatti rotanti
Spacers for turn table housing
Distanzstücke für Drehteller ausparungen



S640A1 (→ S640A1 standard) S650LA3 (→ S650LA2 standard)

Serie di spessori per la chiusura totale della posizione dei piatti rotanti

Set of spacers to completely close turntable recesses
Drehtellerabdeckungen

rustehnika.ru

rustehnika.ru

rustehnika.ru



S611A4

Carter centralina
Power unit cover
Schaltkastenabdeckung

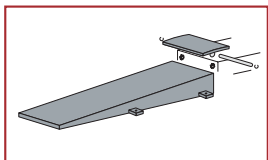


Traverse
Jacking beams
Achsheber



S110A7 (2 x kit)

Piatti rotanti per assetto.
Turntables for wheel alignment.
Drehteller für Achsvermessung.



S601A4 (→ serie RAV 635/640/650+SI)

Rampe lunghe - Lunghezza 1900 mm.
Longer run-up ramps - 1900 mm long.
Längere Auffahrampen - 1900 mm lang.



Comando a distanza per tutti i modelli.
Remote control hand set for all models.
Kabelfernsteuerung für alle Ausführungen.

OPTIONS

SI



S505A2 (2 x kit)

Traverse
Indispensabili per il sollevamento in sicurezza a ruote libere di fuoristrada e veicoli particolari con punti di sollevamento su pianale ravvicinati.

Cross members
To provide safe wheel free lifting of vehicles with narrow lifting points.

Querstreben
Für ein sicheres Anheben von Geländewägen und Sonderfahrzeugen mit Radfreihebern an aneinander angenäherten Hebekpunkten auf der Hebebühne.

Set tamponi / Set of pads / Satz Klötze
(4 x kit)

S505A1 H= 200 mm

S505A5 H= 120 mm

S505A9 H= 60 mm

S505A6 H= 40 mm

S505A7 H= 20 mm

